



# SOAP FINISHING LINES


---

Customer satisfaction is our mission...  
experience is our strenght

[www.soaptec.biz](http://www.soaptec.biz)



# SOAP FINISHING LINES

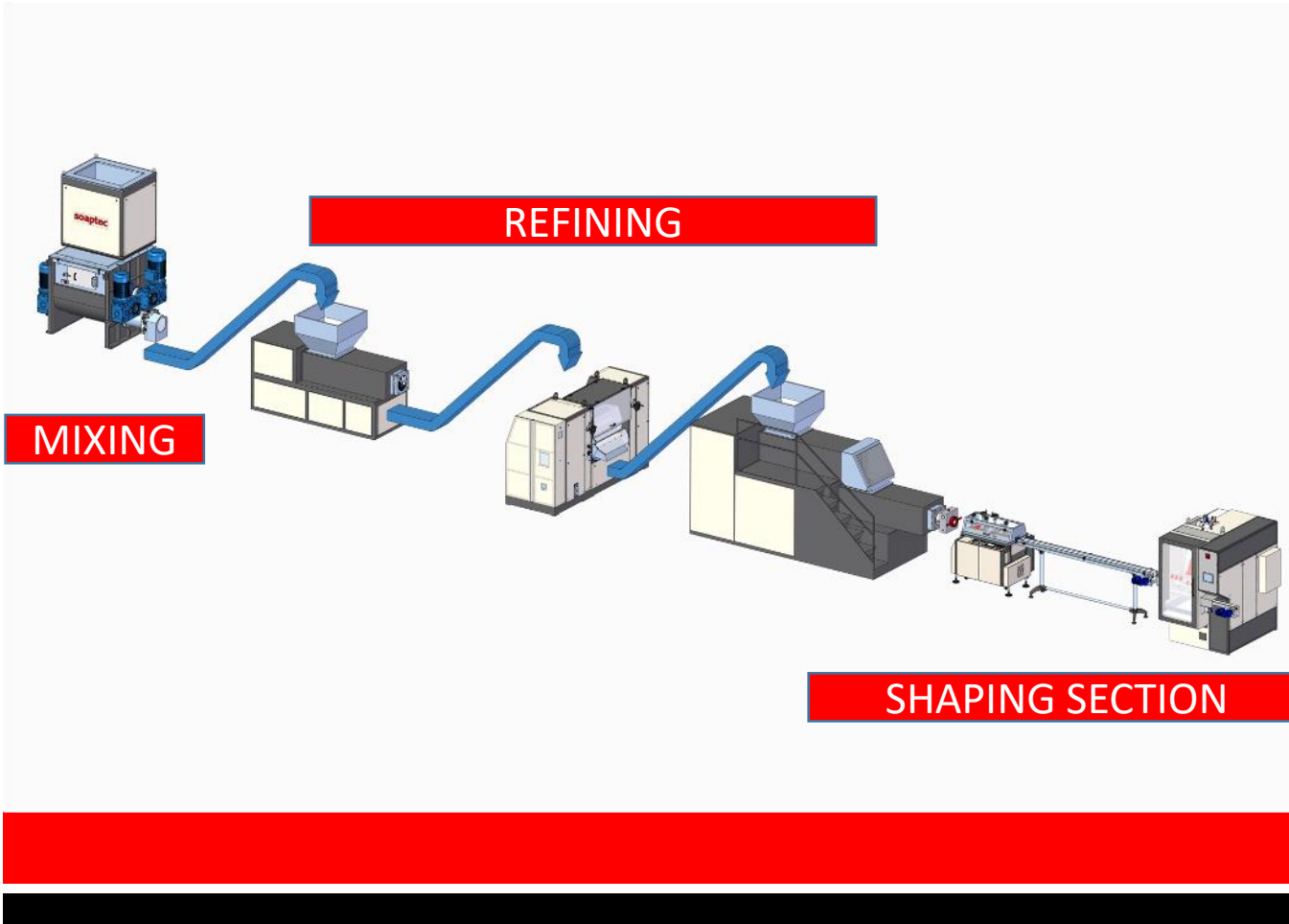


Finishing Line is a name given to an assembly of machines that are working the soap in order to produce a finished product (soap bar) of desired appearance and quality.

There are many types of soap bars, laundry, toilet, beauty, multipurpose, translucent, marbled, striped etc.

In the same way, there are many ways to configure the finishing line, depending on specific product requirements and or production necessity.

# LOGIC OF THE SOAP FINISHING LINE



Any finishing line has to put together all the elements of the recipe and shape the product into a form (tablet) for final use. So, every line begins with Dosing&Mixing section, composed of Mixer and eventual dosing group and ends with Shaping section.

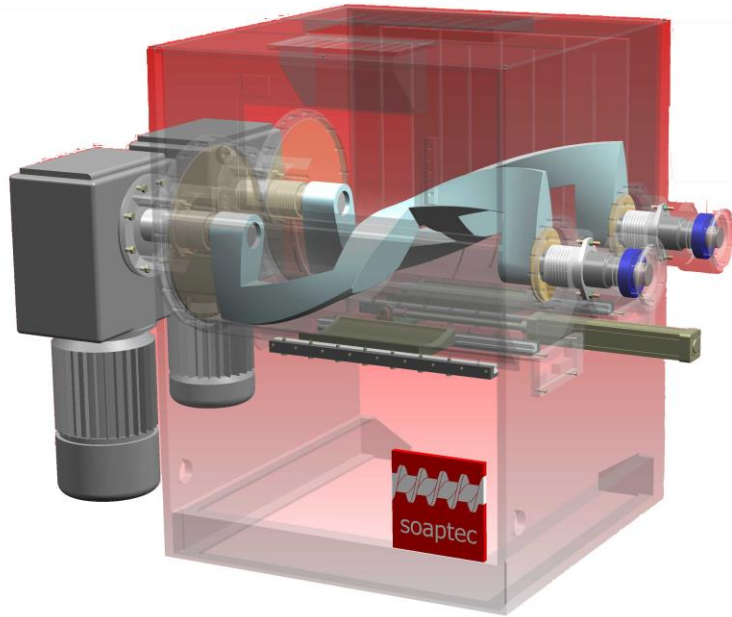
Shaping section has a Duplex Vacuum Plodder to produce a homogeneous (free of air), continuously extruded bar of soap that is fed into the Cutter that cuts it into billets of desired length and feeds them to the Stamper that produces soap tablets of desired size and shape.

Inbetween these two sections we need a Refining section, composed of Refining Plodders and Roll Mills.

Refining section determines the final quality of the product and can be non-existent or simple in case of low quality soap as well as very complicated and expensive in case of highly refined beauty soap tablets.



# DOUBLE ARM SIGMA MIXERS




Double arm sigma mixer in mixing and refining is used to mix all the liquid and solid ingredients to obtain a raw material that will be refined in the subsequent machines. The double arm mixer has two big sigma blades and can be provided with choppers. It's designed to coat and brake the pellets for an intensive mixing.

Can be supplied with bottom or tilting or worm discharge.

## AMALGAMATOR

Amalgamator in mixing is used to mix all the liquid and solid ingredients to obtain a raw material that will be refined in the subsequent machines.

The amalgamator has two open blades designed to coat the soap pellets with additives. It's the most popular and easy-to-clean mixer.





# SIMPLEX REFINER PLODDER

Simplex plodder refiner in refining is used to enhance solubility and firmness by affecting the crystalline structure of the soap. The refiner produces a homogeneous and uniform product by a combined action of pressure and shear. The simplex refiner has one well-designed screw with variable pitch. There are one refining screen and one drilled plate with counterbore holes.

The simplex refiner could be supplied with single worm (SRs model) or twin worm (SRt model).





# ROLL MILL



Roll mill in refining is used to enhance solubility and firmness by affecting the crystalline structure of the soap. The roll mill performs a shearing action on the soap as it passes between the rolls that have differential speeds. The gap between the last two rolls establishes the film thickness.




Soaptec can supply different model of roll mill, M-HY where the adjustable gap is set via hydraulic system, M-MECH where the adjustable gap is set via mechanic system, and M-ECO where the adjustable gap is set via lever system.



Duplex Vacuum Plodder in refining and extrusion is used to obtain a homogeneous and uniform product by a combined action of pressure and shear. The duplex vacuum plodder has two screws mounted in tandem and connected by a vacuum chamber. In the last stage there are the extrusion cone and its die plate to create the extruded slug.

## DUPLEX VACUUM PLODDER

Duplex and Triplex Vacuum Plodder can be supplied with single screw for each stage (DVs model) or twin screw (DVT model), can also be the combination of the two models obtaining a machine composed by twin worms in the preliminary stage and single worm in the final stage (DVTs model).





soaptec

# CUTTER




The cutter in shaping process is used to create predetermined length of soap bars that will be send to the presses. This cutter has a mechatronic system (EMC model) with a single blade that can grant smooth and precise cuts even at high speed.

Soaptec supplies 2 different types of mechatronic cutter with different speed limits in order to match the customer needs.

## ENGRAVING ROLLS SYNCHRONIZER

Engraving rolls can put the engraving on two or four sides of the soap and the cutter will then execute a cut so to keep the engraving centered to the resulting tablet.








# MULTI FLASH STAMPER




Multi flash stamper (MFS model) in shaping process is used to create finished soaps from a cut bar through a flashstamping process. Flashing from the dies falls on the flat belt and it's taken out of the machine through the back wall making an easier recycle line.





Hexa stamper in stamping is used to create finished soaps in above all parallelepiped and cubic forms with six stamped faces. The most important parts are designed to reduce their deformations during stamping. Articulated mechanisms are used to limit the stamping forces in all the base structure.

## HEXA STAMPER



# ARTISAN LINE

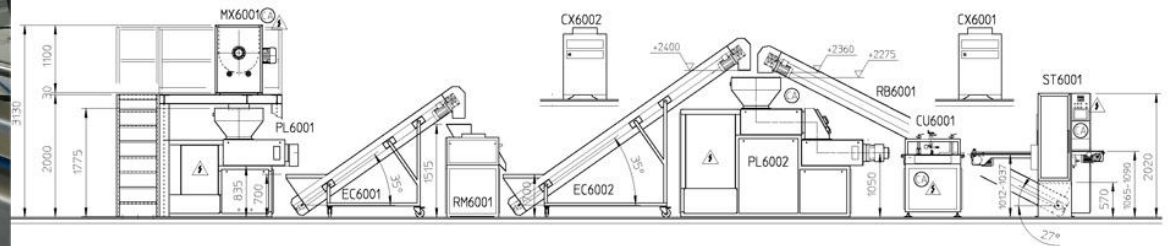


ARTISAN line of machines is dedicated to all serious but small soap producers.

Line capacity is of up to 500 kg/h.


Also, it has been designed to fit the budget requirements of small producer hence ARTISAN name.

Full range of equipment allows for line composition complexity equal to big industrial units.








# FLOW PACK



- Flow packing is gaining importance in soap production due to its simplicity and novel style films that offer excellent estetics while keeping the packaging cost within reason.
- DDM Flow Pack family has been designed exclusively for soap wrapping and includes a full range of optionals specific to this machines such as “no soap-no paper” group, automatic splicer, automatic infeed “Smart Belts”, “Product Chain” option etc.
- Machine is available in DDM 150 and DDM 350 version. DDM 150 can also be had in manual infeed version.







**S**USTAINABILITY  
**O**PPORTUNITY  
**A**DVANCEMENT  
**P**ASSION  
**T**ECHNOLOGY  
**E**XPERIENCE.  
**C**ARE



Tel: +39 0331 852312



[www.soaptec.biz](http://www.soaptec.biz)  
[info@soaptec.biz](mailto:info@soaptec.biz)



Via San Lucio, 69  
21050 - Lonate Ceppino - (VA)

---

Customer satisfaction is our mission...  
experience is our strenght

[www.soaptec.biz](http://www.soaptec.biz)

